

KR-800S

Auto Kerato-Refractometer



Introducing the next-level auto kerato-refractometer

The KR-800S is unique. Besides objective auto-refraction and keratometry, it also performs subjective near and far checks and glare, macular grid and contrast tests. This 6 in 1 functionality ensures the quick capture of comprehensive results that will enhance your test workflow.

With the KR-800S, the VA can be checked and the spherical component subjectively refined before and after cataract surgery. Unique KR-800S features like the glare and contrast tests provide understanding of functional vision at each stage.

The KR-800S allows the patient to visualise the potential post-surgical difference between the correction of sphere and cylinder versus the spherical equivalent. Simply push a button to switch from one to the other and back. The patient can then appreciate the difference in vision with and without cylinder correction. This feature may also be useful for contact lens patients considering a lens to correct astigmatism.



6-in-1 Auto Kerato-Refractometer

Overview



Easy to use




**Objective Testing
with keratometry**



Subjective VA check



Glare test



Macular grid test



Contrast test

Enhanced efficiency and easier operation

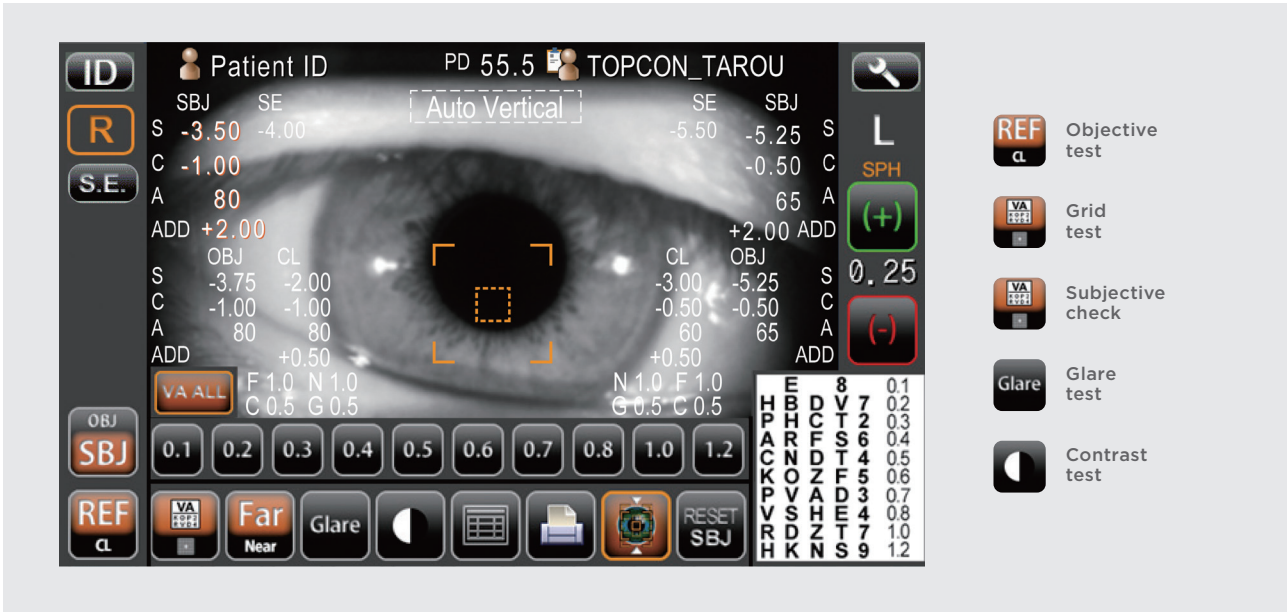
All measured data can be observed from the 8.5 inch colour touchscreen panel, allowing the user to quickly see each data point and explain the results to the patient. The streamlined design is approximately 23% lighter than older Topcon autorefractors, while the Auto Vertical mode assists smooth control of the unit during the measuring process. The KR-800S surpasses standard auto kerato-refractometers in terms of functionality and is perfectly tailored to your needs.



6-in-1 Auto Kerato-Refractometer

Objective and subjective data

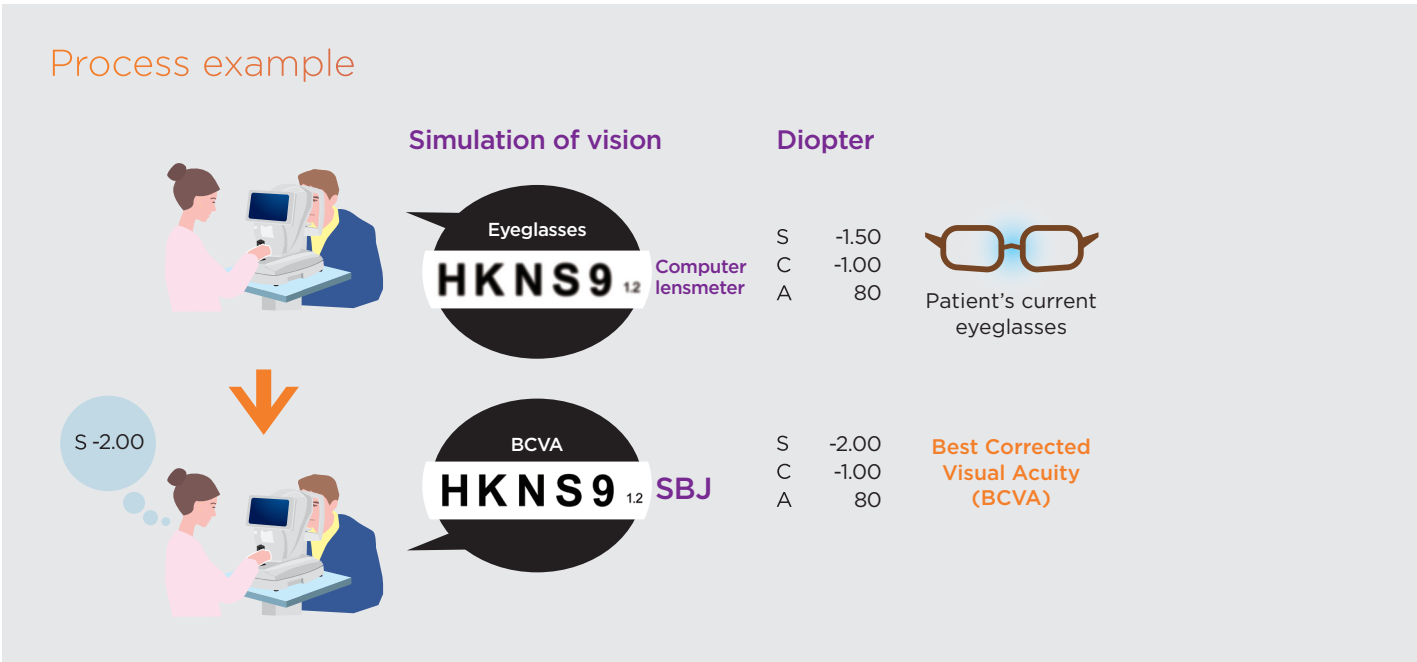
Information for both the right and left eyes are displayed on a single 8.5 inch wide colour touchscreen that shows all measured data together, which makes it extremely easy to compare objective and subjective with imported data, if a computerised lensmeter is connected. In addition, any visual acuity data measured at far, near, or under contrast or glare conditions are displayed. Utilising this single overview of the data, the operator can easily understand the current refractive status of each eye, the visual function and whether or not the patient has presbyopia in addition to the current prescription.



6-in-1 Auto Kerato-Refractometer

Subjective Check*

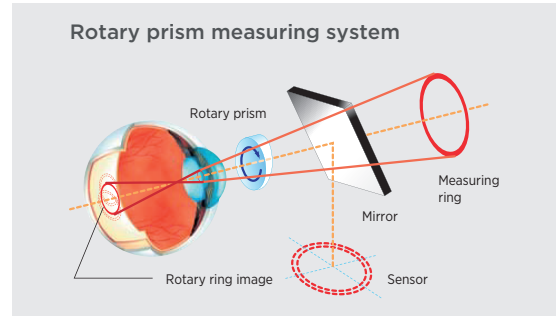
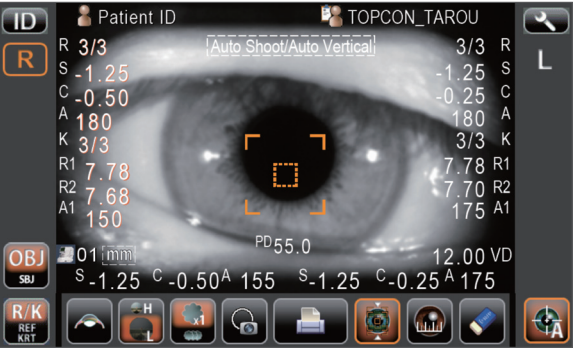
The KR-800S allows refinement of the spherical component subjectively. The near addition can also be refined for presbyopic patients, and the visual acuity measured at both far and near. If a computerised lensmeter is connected, visual acuity can also be measured with the patient's current spectacles, and then compared with the new subjective refraction.



*Cylinder power and axis cannot be changed for the subjective check. Instead, the cylinder from the refractometry measurement will be used.

Objective test

With Topcon's Rotary Prism Technology, the KR-800S provides stable measurement, even for patients with media opacities.



Glare test*

The test provides a consistent way of evaluating vision changes in the presence of bright lights.


*The glare test can only be performed with the subjective refraction result for far distance.



Vision with glare



Normal vision



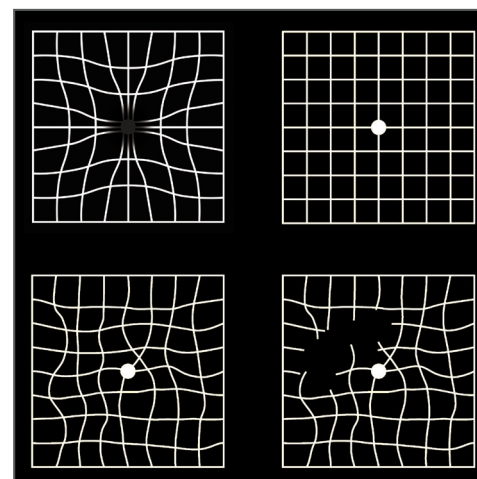
6-in-1 Auto Kerato-Refractometer



Contrast test*

The contrast test is ideal for checking the patient's quality of vision. The contrast of the chart can be changed across a range of percentages.

- * The contrast test can only be performed for distance vision with the subjective distance refraction result.
- * Contrast is created by changing the background with respect to the optotype.

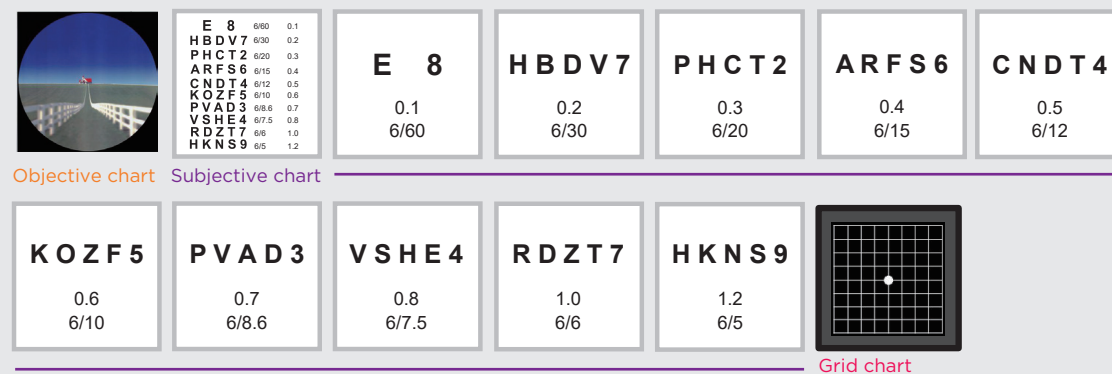


Macular grid test*

The grid test can be performed for conditions affecting the macula. Patients with macular disease may see wavy or missing lines. The test can be helpful in detecting early signs of an abnormality of central vision.

*The grid test can only be performed with the subjective far distance refraction result.

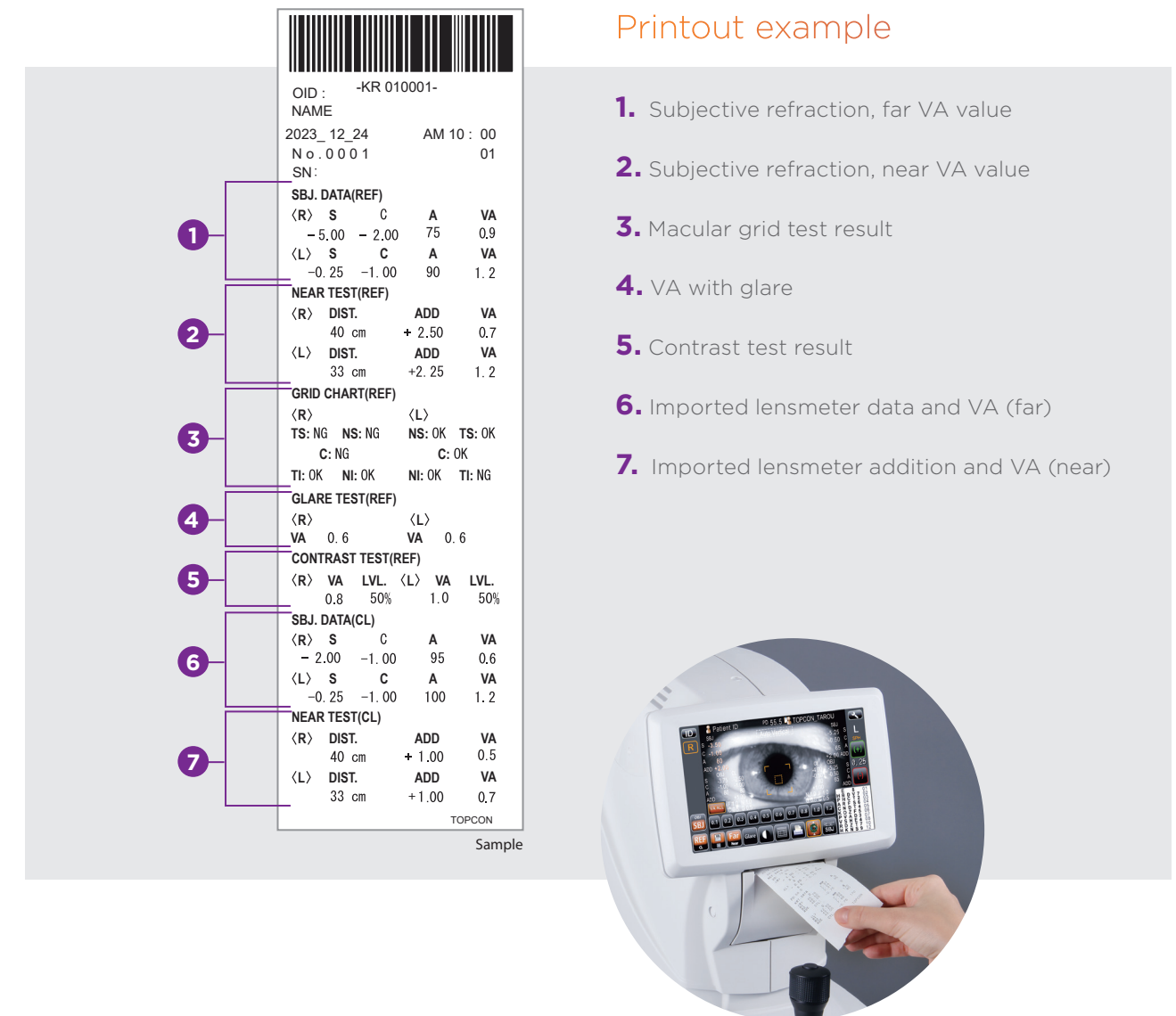
KR-800S chart options



6-in-1 Auto Kerato-Refractometer

Printout example

1. Subjective refraction, far VA value
2. Subjective refraction, near VA value
3. Macular grid test result
4. VA with glare
5. Contrast test result
6. Imported lensmeter data and VA (far)
7. Imported lensmeter addition and VA (near)



System Chart



*CL-300PDL only

Specifications of KR-800S

Range of Refractometry Measurement	
Spherical refractive power	-25D to +22D (0.12D/0.25D steps)*
Cylindrical refractive power	0D to ±10D (0.12D/0.25D steps)*
Astigmatic axial angle	0° to 180° (1°/ 5°steps)
Minimal measurable pupil diameter	φ2 mm
Range of Cornea Curvature Measurement	
Corneal curvature radius	5.00mm to 10.00 mm (0.01mm step)
Corneal refractive power	67.50D to 33.75D (0.12D/0.25D steps) (where, corneal refractive power = 1.3375)
Corneal astigmatic refractive power	0D to ±10D (0.12D/0.25D steps)
Corneal astigmatic axial angle	0° to 180° (1°/ 5°steps)
Range of subjective check	
Spherical refractive power	-18D to +18D (0.25D steps)
Test chart	Eyesight test chart of 0.1 to 1.2 or 20/200 to 20/15, Grid display
Chart display	Overall, Horizontal series, Contrast change
Test items	Far-sightedness, Near-sightedness, Glare test
PD measurement range	20mm to 85mm (0.5mm step)
External I/O terminal	USB (Import), RS-232C (Import/Export), LAN (Export)
Dimensions	317-341mm (W) × 521-538mm (D) × 447-477 mm (H)
Weight	15kg
Power supply	100-240V AC, 50-60Hz, 70VA

* -25D ≤ spherical refractive power + cylindrical refractive power or spherical refractive power + cylindrical refractive power ≤ +22D



Understand KR-800S
on YouTube



Register Now
Topcon Healthcare University



IMPORTANT In order to obtain the best results with this instrument, please be sure to review all user instructions prior to operation.

Not all products, services, or offers are available in all markets. Contact your local distributor for country-specific information and availability.



TOPCON HEALTHCARE SOLUTIONS EMEA OY
Saaristonkatu 9, 90100 Oulu, FINLAND
Phone: +358-20-734-8190
E-mail: thsemea.sales@topcon.com
www.topconhealthcare.eu

TOPCON SCANDINAVIA
Neongatan 2, P.O.Box 25, 43151 Mölndal
SWEDEN
Phone: +46-(0)31-7109200
Fax: +46-(0)31-7109249
E-mail: info.hcs.se@topcon.com
www.topconhealthcare.eu/sv_SE

TOPCON FRANCE MEDICAL
1 rue des Vergers, Parc Swen,
Bâtiment 2, 69760 Limonest, FRANCE
Phone: +33-(0)4-37 58 19 40
Fax: +33-(0)4-72 23 86 60
E-mail: topconfrance@topcon.com
www.topconhealthcare.eu/fr_FR

TOPCON GREAT BRITAIN MEDICAL
Topcon House, Kennet Side, Bone Lane,
Newbury, Berkshire RG14 5PX
UNITED KINGDOM
Phone: +44-(0)1635-551120
Fax: +44-(0)1635-551170
E-mail: medical.tgbm@topcon.com
www.topconhealthcare.eu/en_UK

TOPCON EUROPE MEDICAL B.V.
Essebaan 11, 2908 LJ Capelle a/d IJssel
THE NETHERLANDS
Phone: +31-(0)10-4585077
Fax: +31-(0)10-4585045
E-mail: medical@topcon.com
www.topconhealthcare.eu

TOPCON ESPAÑA
Oficina Principal en España
Frederic Mompou, 4,
08960 Sant Just Desvern, Barcelona, SPAIN
Phone: +34-93-4734057
Fax: +34-93-4733932
E-mail: medica@topcon.com
www.topconhealthcare.eu/es_ES

TOPCON DEUTSCHLAND MEDICAL
Hanns-Martin-Schleyer-Strasse 41,
D-47877 Willich, GERMANY
Phone: (+49)2154-885-0
Fax: (+49)2154-885-177
E-mail: info@topcon-medical.de
www.topconhealthcare.eu/de_DE

TOPCON IRELAND MEDICAL
Unit 292, Block G, Blanchardstown,
Corporate Park 2 Ballycoolin
Dublin 15, D15 DX58, IRELAND
Phone: +353-12233280
E-mail: medical.ie@topcon.com
www.topconhealthcare.eu/en_IE

TOPCON DANMARK
Præstemarksvej 25, 4000 Roskilde
DANMARK
Phone: +45-46-327500
Fax: +45-46-327555
E-mail: info.todk@topcon.com
www.topconhealthcare.eu/dk_DK

TOPCON ITALY
Viale dell'Industria 60,
20037 Paderno Dugnano, (MI) ITALY
Phone: +39-02-9186671
Fax: +39-02-91081091
E-mail: info_tit@topcon.com
www.topconhealthcare.eu/it_IT

TOPCON POLSKA SP. Z. O. O.
ul. Warszawska 23, 42-470 Siewierz
POLAND
Phone: +48-(0)32-670-50-45
Fax: +48-(0)32-671-34-05
E-mail: info.tpl@topcon.com
www.topconhealthcare.eu/pl_PL



TOPCON CORPORATION

75-1 Hasunuma-cho, Itabashi-ku, Tokyo 174-8580, JAPAN.
Phone: +81-(0)3-3558-2522/2502
Fax: +81-(0)3-3965-6898
<https://topconhealthcare.jp>

