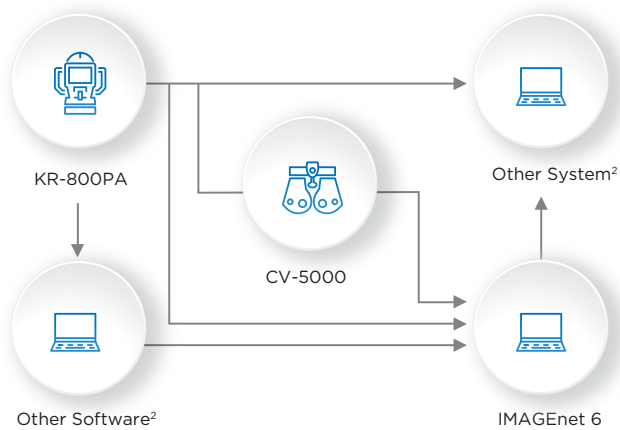


Specifications

Refractive Power Measurement	Spherical refractive power	-25D to +22D (0.12D/0.25D steps) ¹
	Cylindrical refractive power	0D to ±10D (0.12D/0.25D steps) ¹
	Astigmatic axial angle	1° to 180° (in 1° or 5° steps)
	Minimal measurable pupil diameter	φ2 mm
Corneal Curvature Measurement	Corneal curvature radius	5.00 to 10.00mm (0.01mm steps)
	Corneal refractive power	67.50D to 33.75D (0.12D/0.25D steps) (where corneal refractive power =1.3375)
	Corneal astigmatic refractive power	0D to ±10D (0.12D/0.25 D steps)
	Corneal astigmatic axial angles	1° to 180° (1°/ 5° steps)
PD Measurement Range	20mm to 85mm (0.5mm steps)	
Data Transport Terminal	USB (Import) /RS-232C (Import/Export) / LAN (Export)	
Dimensions	321-340mm (W) x 523-539mm (D) x 490-520 mm (H)	
Weight	19 kg	
Power Supply	100-240V AC, 50-60Hz, 55-90VA	

1. -25D ≤ spherical refractive power + cylindrical refractive power or spherical refractive power + cylindrical refractive power ≤ +22D



2. Please ask your dealer or distributor for details and availability of other systems and software.
2. Connection with other software and other systems is not certified by Topcon.



* Subject to change in design and/or specifications without advanced notice.

IMPORTANT In order to obtain the best results with this instrument, please be sure to review all user instructions prior to operation.



TOPCON CORPORATION



TOPCON CORPORATION

TOPCON CORPORATION
75-1 Hasunuma-cho, Itabashi-ku, Tokyo 174-8580, Japan. Phone:+81-(0)3-3558-2522/2502 Fax:+81-(0)3-3965-6898 www.topcon.co.jp

TOPCON MEDICAL SYSTEMS, INC.
111 Bauer Drive, Oakland, NJ 07436, U.S.A.
Phone:+1-201-599-5100 Fax:+1-201-599-5250 www.topconmedical.com

TOPCON HEALTHCARE SOLUTIONS, INC.
111 Bauer Drive, Oakland, NJ 07436, U.S.A.
Phone: 1-201-599-5100 Fax: 1-201-599-5250 www.topconhealth.com

TOPCON CANADA INC.
110 Provencher Avenue, Boisbriand, QC J7G 1N1 CANADA
Phone:+1-450-430-7771 Fax:+1-450-430-6457 www.topcon.ca

TOPCON EUROPE MEDICAL B.V.
Essebaan 11, 2908 LJ Capelle a/d IJssel, P.O.Box145,
2900 AC Capelle a/d IJssel, THE NETHERLANDS
Phone:+31-(0)10-4585077 Fax:+31-(0)10-4585045
E-mail: medical@topcon.eu; www.topcon-medical.eu

ITALY OFFICE
Viale dell'Industria 60, 20037 Paderno Dugnano, (Milano), ITALY
Phone:+39-02-9186671 Fax:+39-02-91081091 E-mail: info@topcon.it; www.topcon.it

DANMARK OFFICE
Præstemarkvej 25, 4000 Roskilde, DANMARK
Phone:+45-46-327500 Fax:+45-46-327555
E-mail: topcon@topcondanmark.dk www.topcondanmark.dk

IRELAND OFFICE
Unit 276, Blanchardstown, Corporate Park 2 Ballycoolin Dublin 15, IRELAND
Phone:+353-18975900 Fax:+353-18293915 E-mail: medical@topcon.ie; www.topcon.ie

TOPCON S.A.R.L.
BAT A1 3 route de la revolté 93206 SAINT DENIS CEDEX
Phone:+33-1-49-21-23-23 Fax:+33-1-49-21-23-24 E-mail:topcon@topcon.fr; www.topcon.fr

TOPCON DEUTSCHLAND MEDICAL G.m.b.H.
Hanns-Martin-Schleyer Strasse 41; D-47877 Willich, GERMANY
Phone:+49-(0)2154-8850 Fax:+49-(0)2154-885177 E-mail:med@topcon.de; www.topcon.de

TOPCON SCANDINAVIA A.B.
Neogatan 2, P.O.Box 25, 43151 Mölndal, SWEDEN
Phone:+46-(0)31-7109200 Fax:+46-(0)31-7109249 E-mail:medical@topcon.se; www.topcon.se

TOPCON ESPAÑA S.A.
HEAD OFFICE
Frederic Mompou 4 Esc. A Bajos 3, 08960 Sant Just Desvern Barcelona, SPAIN
Phone:+34-93-4734057 Fax:+34-93-4733932 E-mail: medica@topcon.es; www.topcon.es

TOPCON (GREAT BRITAIN) LTD.
Topcon House, Kenmet Side, Bone Lane, Newbury, Berkshire RG4 5PX United Kingdom
Phone:+44-(0)1635-551120 Fax:+44-(0)1635-551170 E-mail:medical@topcon.co.uk; www.topcon.co.uk

TOPCON POLSKA Sp. z o.o.
ul. Warszawska 23, 42-470 Siewierz, POLAND
Phone:+48-(0)32-6705045 Fax:+48-(0)32-6713405 www.topcon-polska.pl

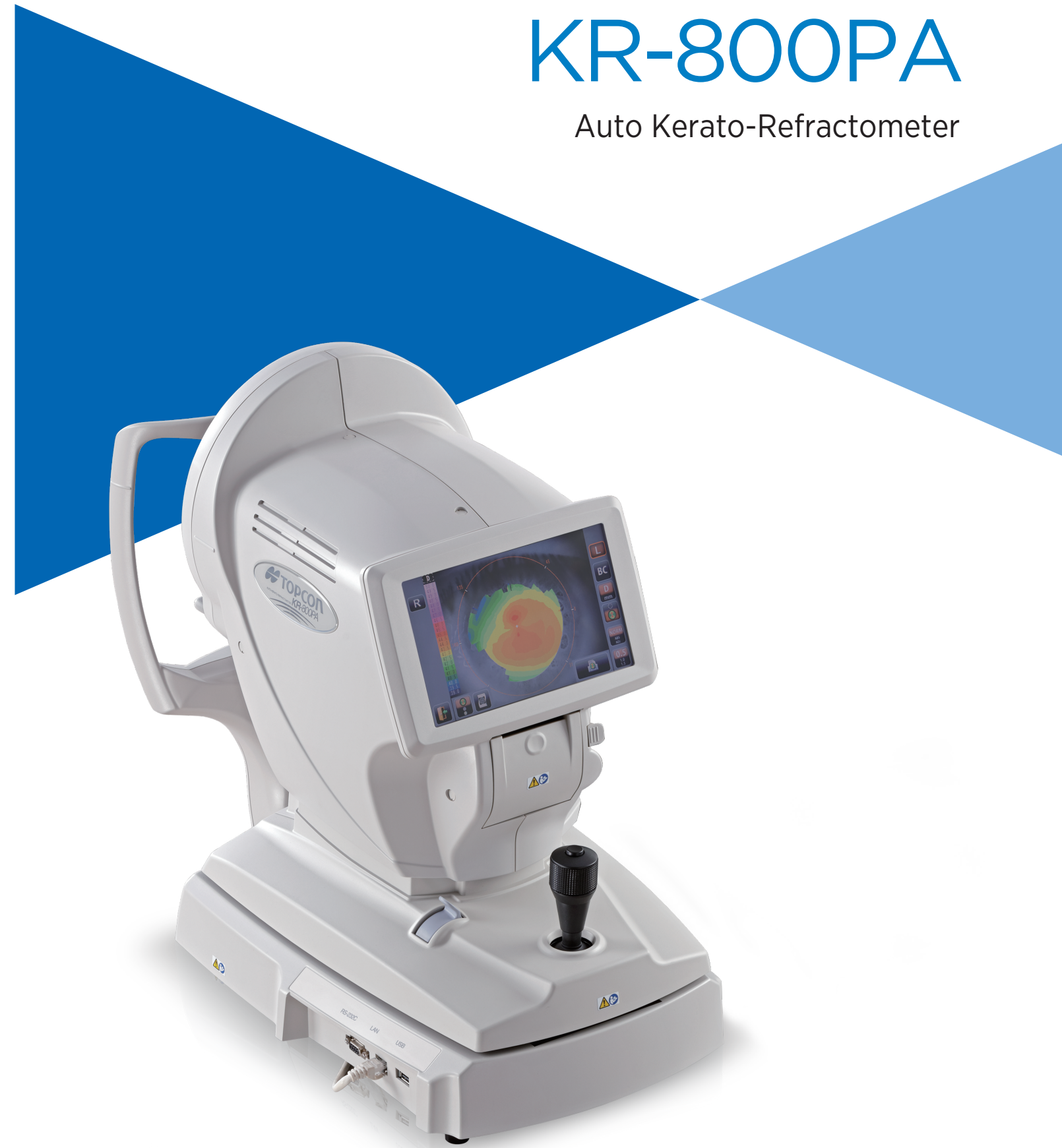
TOPCON SINGAPORE MEDICAL PTE. LTD.
1 JALAN KILANG TIMOR #09-01 PACIFIC TECH CENTRE SINGAPORE 159303
Phone:+65-68720606 Fax:+65-67736150
E-mail:medical_sales@topcon.com.sg www.topcon.com.sg

REPRESENTATIVE OFFICE IN INDONESIA
Level 3B, Tower A, Kota Kasablanka unit GH-04, Jl.
Casablanca, Kav 88, Jakarta, Indonesia 12870
Phone:+62-21-2963-8004

TOPCON INSTRUMENTS (MALAYSIA) SDN.BHD.
No. D1, (Ground Floor), Jalan Exella 2, Off Jalan Ampang Putra,
Taman Ampang Hilir, 55100 Kuala Lumpur, MALAYSIA
Phone:+60-(0)3-42709866 Fax:+60-(0)3-42709766

TOPCON INSTRUMENTS (THAILAND) CO.,LTD.
7/7162 Simsathorn Tower, 37th Floor, Krungthongburi Rd., Klongtongnai,
Klongsarn, Bangkok 10600, THAILAND
Phone:+66(0)2-440-1152-7 Fax:+66-(0)2-440-1158

Mehra Eyetech Private Limited
801 B Wing, Lotus Corporate Park, Graham Firth Steel Compound Goregaon (East)
Mumbai 400063 Maharashtra, INDIA
Phone:+91-22-61285455 www.mehraeyetech.in



KR-800PA

Auto Kerato-Refractometer

TOPCON

YOUR VISION. OUR FOCUS.

KR-800PA

Auto Kerato-Refractometer



Enhanced Auto Kerato-Refractometer

offering quick and stable measurements and informative corneal color mapping



Quick and stable

- Stable and efficient examination
- Patented Rotary Prism technology** ensures stable, repeatable measurements



Corneal Shape Information

- Informative** corneal color mapping



Efficient Examination

- Semi-automatic alignment with **automated capture**
- Color mapping data can be acquired simultaneously with the refractive data **in one capture**



Patient Friendly

- Invisible infrared light

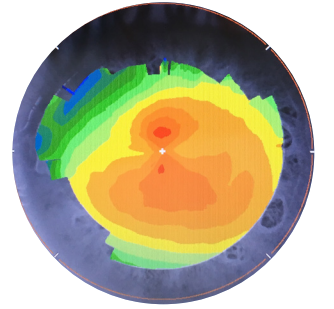


Space Saving

- 3 in 1 (REF/KRT/Corneal Mapping)
- Compact design

Informative

The Corneal Color Mapping is easily acquired together with exam data from the Refractometer/Keratometer. There is no need for an additional acquisition to obtain corneal color mapping data. The KR-800PA can improve your examination workflow and function as a screening device, providing additional information to help you customize patient care.



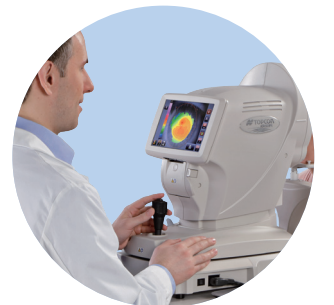
Patient Friendly

The Infrared Light, used by the KR-800PA for color mapping examination, measures without the use of visible light. There is no bright light source to cause discomfort or pupil constriction during the examination.



Space Saving

The 3 in 1 feature of the KR-800PA and compact design contributes to additional space savings for your practice. **Combination REF/KRT and Corneal Color Mapping** optimizes clinic workflow.



Ease of Use

The 3D Auto Alignment feature maintains XYZ alignment even during small eye movements, providing consistent and repeatable measurements. The operator follows the alignment guidance on the monitor for initial alignment, and then automatic alignment and measurement take over. The 3D Auto Alignment function supports easy operation and delegation.

